

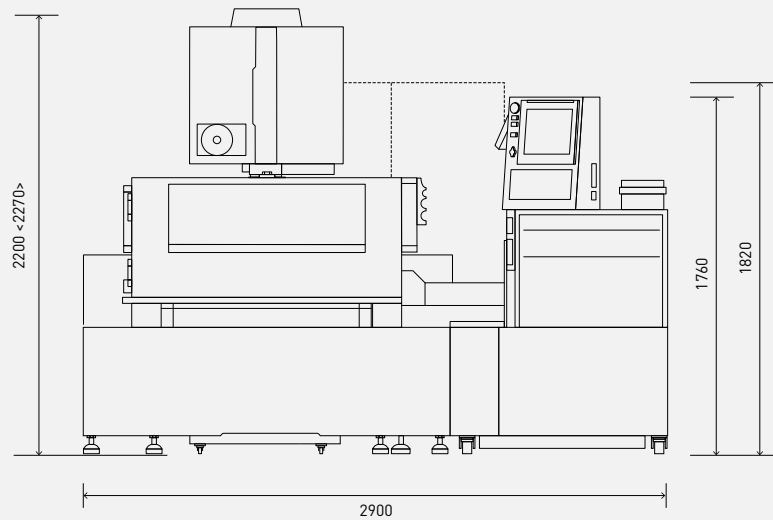
ROBOCUT α -C800iB Mechanical specifications





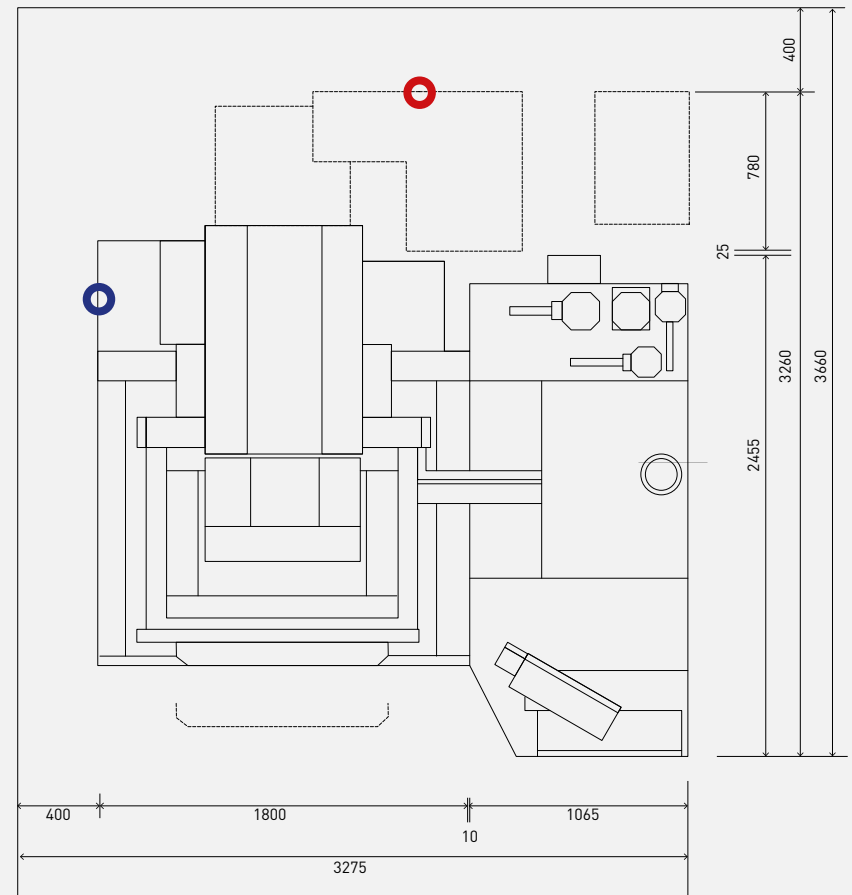
Standard	
Maximum workpiece dimensions [mm]	1250 x 975 x 300
Maximum workpiece weight [kg]	3000
XY axis table travel [mm]	800 x 600
Z axis travel [mm]	310
UV axis travel [mm]	200 x 200
Maximum taper angle [°/mm]	±30°/150
Minimum step increment of the drives [mm]	0,0001
Wire diameter [mm]	Ø 0.10 – Ø 0.30
Maximum wire weight [kg]	16
Footprint (W/D) [mm]	2900 x 3260
Machine weight (approx.) [kg]	4200
Controller	FANUC 31i-WB
Part program storage size [MB]	4
Acoustic noise level	
LPA [dB]	64
LPCpeak [dB]	81
Optional	
Z axis 500	
Z axis travel [mm]	510
Maximum workpiece dimensions with automatic door, option Z axis travel [mm]	1250 x 975 x 500
Footprint [mm]	3300 x 3260
45° die guide	
Maximum taper angle [°/mm]	±45°/70
30 kg wire feed unit	
Maximum wire weight [kg]	30

Installing Conditions	
Power supply	AC200V±10% 3-phase 50/60Hz ±1Hz, AC220V±10% 3-phase 60Hz ±1Hz, Connection cable terminal size: 8-5, Power consumption: 13kVA
Air supply	Air pressure: 0.5 – 0.7 MPa, Flow rate: 100 – 110 L / min Regulator-side coupler mounting screw: Rc1/4
Shield room	If discharge noise can interfere with surrounding radio, television and other sets, a shield room needs to be created
Environment	Ambient temperature: 15-30°C, *Recommend 20±1°C for high precision machining. Install under the oil mist free and dust free environment. Humidity: 75% RH or less
Grounding	The unit must be grounded to avoid damage resulting from electro-magnetic interference or electrical leakage. The grounding itself should be of type C (grounding resistance of 10Ω max.) as specified in the electrical installation standards and should be carried out independently of the grounding of any other piece of machinery(one piece grounding).

ROBOCUT α -C800iB Outer Dimensions | Floor Plan



-  Power input position
 -  Compressed air input position
- * The values in parentheses $\langle \rangle$ are when the safety cover is open.



*) The above floor plan is that of a standard type machine.
Contact FANUC if you wish to order options such as 30 kg wire feed unit.